

Coaxial

Broadband Amplifier

ZFL-1000G

50Ω Variable Gain 10 to 1000 MHz

Features

- wideband, 10 to 1000 MHz
- linear response
- rugged, shielded case

Applications

- AGC applications
- VHF/UHF
- cellular



CASE STYLE: Y39

Connectors	Model	Price	Qty.
SMA	ZFL-1000G	\$289.00 ea.	(1-9)
BRACKET (OPTION "B")		\$2.50	(1+)

Broadband Amplifier Electrical Specifications (at 0V control voltage)

MODEL NO.	FREQUENCY (MHz)		GAIN (dB)			MAXIMUM POWER (dBm)		DYNAMIC RANGE		VSWR (:1) Typ.		DC POWER	
	f_L	f_U	Min.	Flatness Typ.	Control Range	Output (1 dB Compr.)	Input (no damage)	NF (dB) Typ.	IP3 (dBm) Typ.	In	Out	Volt (V) Nom.	Current (mA) Max.
ZFL-1000G	10	1000	19	±1.5	30*	+3	+10	12	+13	2.0	2.0	15	100

* Response time (10% to 90%) 25µsec., control voltage at 0 volts max. gain at 5 volts min. gain

Open load is not recommended, potentially can cause damage.
With no load derate max input power by 20 dB

Maximum Ratings

Operating Temperature	-20°C to 71°C
Storage Temperature	-55°C to 100°C
DC Voltage	+17V Max.

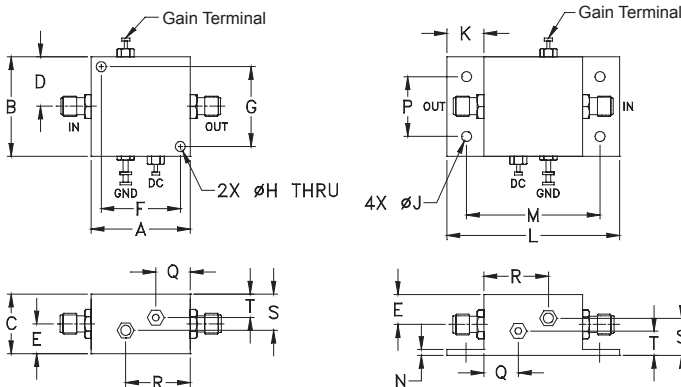
Permanent damage may occur if any of these limits are exceeded.

Outline Drawing

STANDARD

OPTION "B"

INVERTED ORIENTATION. SEE CATALOG FOR APPLICABLE MODELS



Outline Dimensions (inch/mm)

A	B	C	D	E	F	G	H	J	K	L	M	N	P	Q	R	S	T	wt.
1.25	1.25	.75	.63	.36	1.000	1.000	.125	.125	.46	2.18	1.688	.06	.750	.50	.80	.45	.29	grams
31.75	31.75	19.05	16.00	9.14	25.40	25.40	3.18	3.18	11.68	55.37	42.88	1.52	19.05	12.70	20.32	11.43	7.37	38



For detailed performance specs & shopping online see web site

P.O. Box 350166, Brooklyn, New York 11235-0003 (718) 934-4500 Fax (718) 332-4661 The Design Engineers Search Engine Provides ACTUAL Data Instantly at minicircuits.com

IF/RF MICROWAVE COMPONENTS

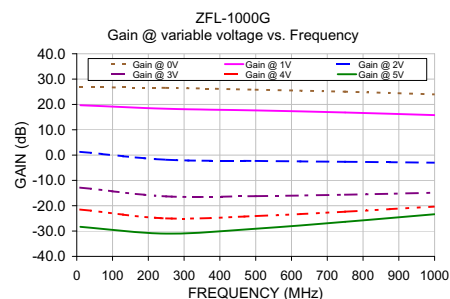
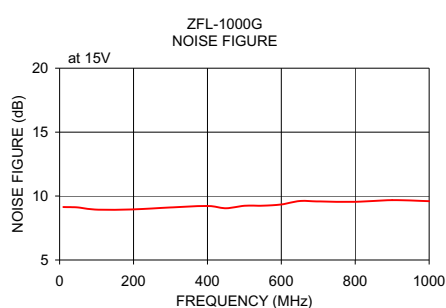
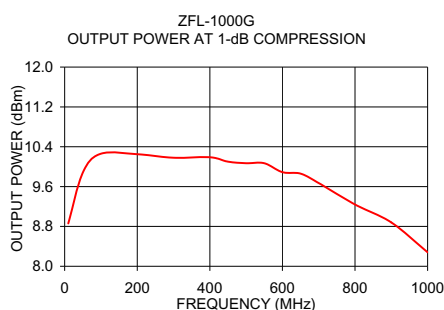
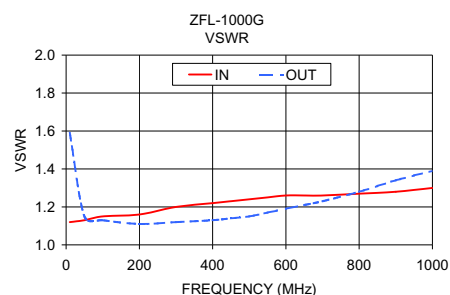
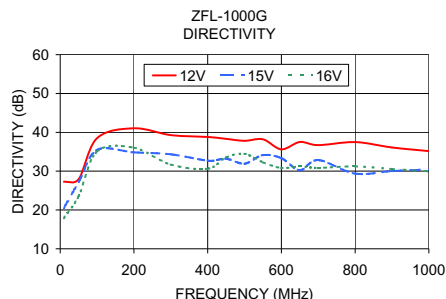
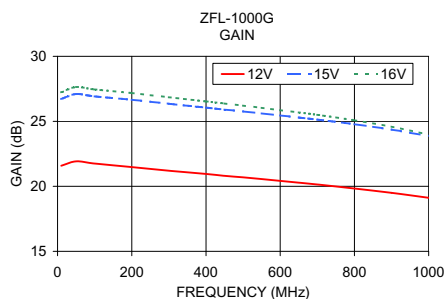
Notes: 1. Performance and quality attributes and conditions not expressly stated in this specification sheet are intended to be excluded and do not form a part of this specification sheet. 2. Electrical specifications and performance data contained herein are based on Mini-Circuit's applicable established test performance criteria and measurement instructions. 3. The parts covered by this specification sheet are subject to Mini-Circuits standard limited warranty and terms and conditions (collectively, "Standard Terms"); Purchasers of this part are entitled to the rights and benefits contained therein. For a full statement of the Standard Terms and the exclusive rights and remedies thereunder, please visit Mini-Circuits' website at www.minicircuits.com/MCLStore/terms.jsp.

REV. B
M129295
ZFL-1000G
101018
Page 1 of 2

Typical Performance Data/Curves

ZFL-1000G

FREQUENCY (MHz)	GAIN (dB)			DIRECTIVITY (dB)			VSWR (:1)		POUT at 1 dB COMPR. (dBm)	NOISE FIGURE (dB)
	12V	15V	16V	12V	15V	16V	IN	OUT		
10.00	21.58	26.72	27.23	27.26	20.50	17.91	1.12	1.59	8.86	9.14
50.00	21.92	27.10	27.64	27.94	27.20	23.58	1.13	1.15	9.88	9.11
100.00	21.75	26.92	27.45	38.50	35.46	35.07	1.15	1.13	10.26	8.94
200.00	21.48	26.66	27.18	41.03	34.84	36.04	1.16	1.11	10.25	8.96
300.00	21.20	26.35	26.85	39.27	34.34	31.69	1.20	1.12	10.18	9.11
400.00	20.95	26.05	26.53	38.80	32.73	30.61	1.22	1.13	10.19	9.22
450.00	20.81	25.90	26.37	38.32	33.18	33.55	1.23	1.14	10.10	9.05
500.00	20.69	25.76	26.21	37.82	31.93	34.46	1.24	1.15	10.07	9.24
550.00	20.56	25.61	26.04	38.20	34.14	32.28	1.25	1.17	10.07	9.25
600.00	20.42	25.45	25.86	35.62	33.33	30.82	1.26	1.19	9.89	9.34
650.00	20.28	25.29	25.68	37.51	30.23	31.20	1.26	1.21	9.86	9.61
700.00	20.14	25.13	25.50	36.70	32.86	30.85	1.26	1.23	9.67	9.58
800.00	19.83	24.78	25.08	37.48	29.37	31.22	1.27	1.28	9.24	9.55
900.00	19.50	24.36	24.59	36.09	30.03	30.55	1.28	1.34	8.88	9.68
1000.00	19.12	23.87	23.99	35.15	30.43	29.94	1.30	1.39	8.28	9.60



For detailed performance specs & shopping online see www.minicircuits.com

P.O. Box 350166, Brooklyn, New York 11235-0003 (718) 934-4500 Fax (718) 332-4661 The Design Engineers Search Engine Provides ACTUAL Data Instantly at minicircuits.com

IF/RF MICROWAVE COMPONENTS

Notes: 1. Performance and quality attributes and conditions not expressly stated in this specification sheet are intended to be excluded and do not form a part of this specification sheet. 2. Electrical specifications and performance data contained herein are based on Mini-Circuit's applicable established test performance criteria and measurement instructions. 3. The parts covered by this specification sheet are subject to Mini-Circuits standard limited warranty and terms and conditions (collectively, "Standard Terms"); Purchasers of this part are entitled to the rights and benefits contained therein. For a full statement of the Standard Terms and the exclusive rights and remedies thereunder, please visit Mini-Circuits' website at www.minicircuits.com/MCLStore/terms.jsp.